

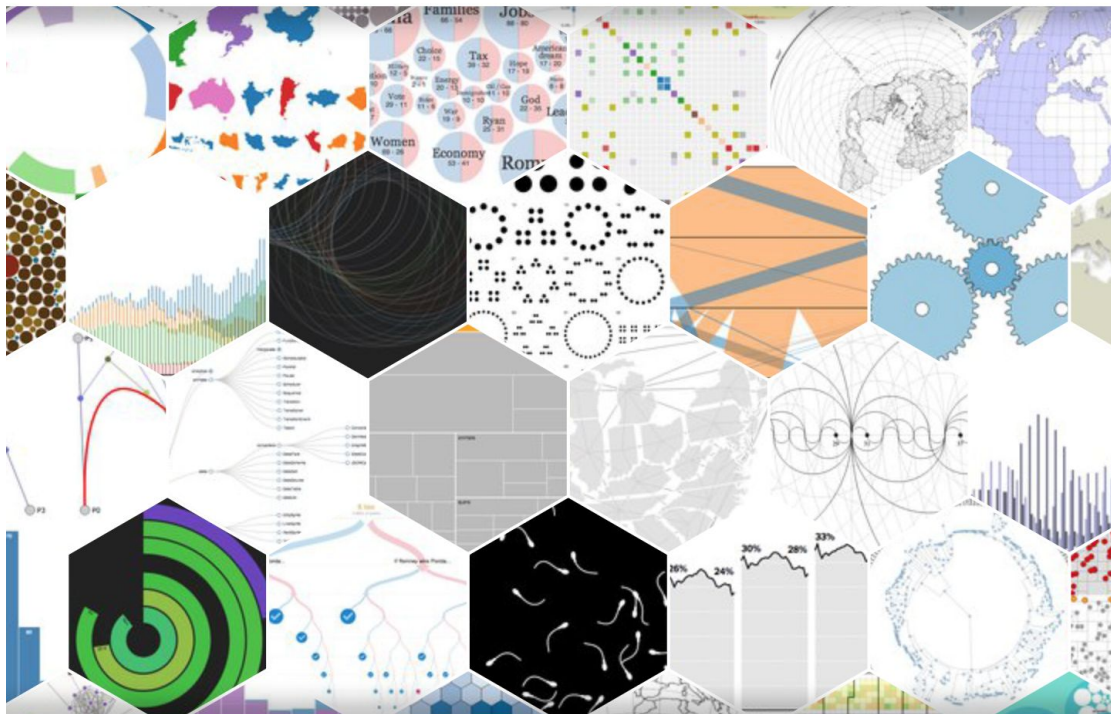
Interactive Online Visualization



Data Driven Documents (D3.js)



Data-Driven Documents



<https://d3js.org>

Cases Per Capita

by county for COVID 19
(as of 4/5/2020)

SHOW: Cases Per Capita

FILTER BY STATE: All States

FILTER BY POPULATION: All Population Sizes

covid data from **The New York Times**.

Population estimates from **2019 US Census**

"per capita" means rate per 100,000 people

low to high




LISTING FOR ALL STATES and ALL POPULATION SIZES

1. Blaine County, Idaho | pop: 23021 | 1781
2. Rockland County, New York | pop: 325789 | 1495
3. Westchester County, New York | pop: 967506 | 1352
4. Orleans Parish, Louisiana | pop: 390144 | 1017
5. Nassau County, New York | pop: 1356924 | 984
6. Suffolk County, New York | pop: 1476601 | 835
7. St. John the Baptist Parish, Louisiana | pop: 42837 | 789
8. Dougherty County, Georgia | pop: 87956 | 779
9. Orange County, New York | pop: 384940 | 712
10. St. James Parish, Louisiana | pop: 21096 | 711
11. Jefferson Parish, Louisiana | pop: 432493 | 696
12. Terrell County, Georgia | pop: 8531 | 668
13. Early County, Georgia | pop: 10190 | 628
14. Bergen County, New Jersey | pop: 932202 | 618
15. Eagle County, Colorado | pop: 55127 | 604
16. Passaic County, New Jersey | pop: 501826 | 569
17. Summit County, Utah | pop: 42145 | 546
18. Union County, New Jersey | pop: 556341 | 524
19. Hudson County, New Jersey | pop: 672391 | 519
20. Gunnison County, Colorado | pop: 17462 | 515
21. St. Bernard Parish, Louisiana | pop: 47244 | 506
22. St. Charles Parish, Louisiana | pop: 53100 | 475
23. Essex County, New Jersey | pop: 798975 | 449
24. Lee County, Georgia | pop: 29992 | 447
25. Wayne County, Michigan | pop: 1749343 | 387
26. Plaquemines Parish, Louisiana | pop: 23197 | 371
27. Iberville Parish, Louisiana | pop: 32511 | 366
28. Monmouth County, New Jersey | pop: 618795 | 334
29. Ocean County, New Jersey | pop: 607186 | 330
30. Morris County, New Jersey | pop: 491845 | 329
31. Dutchess County, New York | pop: 294218 | 319
32. Toole County, Montana | pop: 47361 | 317

site: diegoolano.com/us_per_capita_covid/

code: https://github.com/diegoolano/us_per_capita_covid/

Data Driven Documents (D3.js)



Open source Javascript library for manipulating documents (similar in nature to jQuery) and visualizing them.

*Nonproprietary framework with visualization components

(Usually) *not for Exploratory Data Analysis*,
but rather for presenting findings to end users
via an interactive web based visualization

Data Driven Documents (D3.js)



HTML / JS / CSS / **SVG**

+

Your DATA (csv / json / topojson / tsv / etc)

Data Driven Documents (D3.js)

PAGE LAYOUT

CODE

STYLE

GEOMETRY



HTML / JS / CSS / **SVG**

+

Your DATA (csv / json / topojson / tsv / etc)

Data Driven Documents (D3.js)

HTML + Scalable Vector Graphics (SVG)

```
<!DOCTYPE html>
<html>
<body>

<h1>My first SVG</h1>

<svg width="100" height="100">
  <circle cx="50" cy="50" r="40" stroke="green" stroke-width="4" fill="yellow" />
</svg>

</body>
</html>
```

Data Driven Documents (D3.js)

HTML + Scalable Vector Graphics (SVG)

```
<!DOCTYPE html>
```

```
<html>
```

```
<body>
```

```
<h1>My first SVG</h1>
```

```
<svg width="100" height="100">
```


```
  <circle cx="50" cy="50" r="40" stroke="green" stroke-width="4" fill="yellow" />
</svg>
```

```
</body>
```

```
</html>
```

myfirstsvg.html

My first SVG

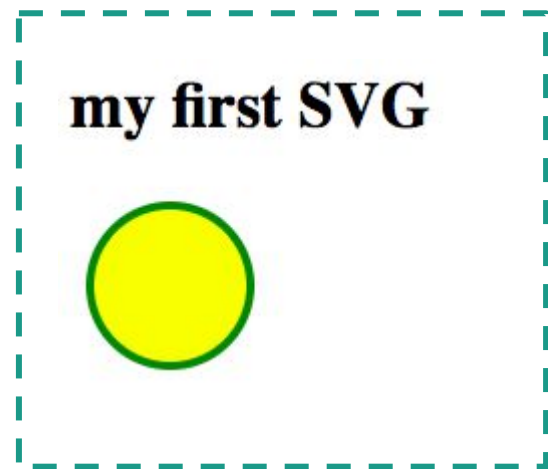


Data Driven Documents (D3.js)

HTML + Scalable Vector Graphics (SVG)

```
<html>
<head>
  <script src='d3.v2.min.js'></script>
</head>
<body>
  <h1>my first SVG</h1>
</body>

<script>
d3.select("body")
  .append("svg")
  .attr("width",100)
  .attr("height",100)
  .append("circle")
  .attr("cx",50) .attr("cy",50) .attr("r",40)
  .attr("stroke","green")
  .attr("stroke-width",4)
  .attr("fill","yellow");
</script>
</html>
```



Data Driven Documents (D3.js)

D3 basics

Selections:

```
d3.select("body").style("background-color", "black");
```

Data Driven Documents (D3.js)

D3 basics

Selections: `d3.select("body").style("background-color", "black");`

Dynamic changes: `d3.selectAll("p").style("color", function(d, i) {
 return i % 2 ? "red" : "blue";
});`

Data Driven Documents (D3.js)

D3 basics

Selections: `d3.select("body").style("background-color", "black");`

Dynamic changes: `d3.selectAll("p").style("color", function(d, i) {
 return i % 2 ? "red" : "blue";
});`

Creating nodes:

```
d3.select("body")  
  .selectAll("p")  
  .data([4, 8, 15, 16, 23, 42])  
  .enter().append("p")  
    .text(function(d) { return "I'm number " + d + "!"; });
```

Data Driven Documents (D3.js)

Loading csv:



country,continent,population,GDPcap,GERD,growth

Australia,Oceania,22319.07,40718.78167,2.21367,2.48590317

Austria,Europe,8427.318,42118.46375,2.74826,3.10741128

Belgium,Europe,10590.44,38809.66436,1.96158,1.89308521

Canada,America,33909.7,39069.91407,1.80213,3.21494841

Chile,America,17248.45,15106.73205,0.39451,5.19813626

Czech Republic,Europe,10286.3,25956.76492,1.52652,1.65489834

Denmark,Europe,5495.246,40169.83173,3.01937,1.04974368

Estonia,Europe,1335.347,22403.02459,1.44122,7.63563272

Finland,Europe,5366.482,37577.71225,3.84137,2.85477157

Data Driven Documents (D3.js)

Loading csv:

```
country,continent,population,GDPcap,GERD,growth
Australia,Oceania,22319.07,40718.78167,2.21367,2.48590317
Austria,Europe,8427.318,42118.46375,2.74826,3.10741128
Belgium,Europe,10590.44,38809.66436,1.96158,1.89308521
Canada,America,33909.7,39069.91407,1.80213,3.21494841
Chile,America,17248.45,15106.73205,0.39451,5.19813626
Czech Republic,Europe,10286.3,25956.76492,1.52652,1.65489834
Denmark,Europe,5495.246,40169.83173,3.01937,1.04974368
Estonia,Europe,1335.347,22403.02459,1.44122,7.63563272
Finland,Europe,5366.482,37577.71225,3.84137,2.85477157
```

```
d3.csv("data.csv",function(csv) {
  csv.sort(function(a,b) {return b.population-a.population;}); //
  svg.selectAll("circle").data(csv).enter()
    .append("circle")
    .attr("cx",function(d) {return x(+d.GERD);})
    .attr("cy",function(d) {return y(+d.growth);})
    .attr("r",function(d) {return r(Math.sqrt(+d.population));})
    .style("fill",function(d) {return c(d.continent);})
    .style("opacity",function(d) {return o(+d.GDPcap);})
    .append("title")
    .text(function(d) {return d.country;})
})
```

Data Driven Documents (D3.js)

Loading csv:

country,continent,population,GDPcap,GERD,growth

Australia,Oceania,22319.07,40718.78167,2.21367,2.48590317

Austria,Europe,8427.318,42118.46375,2.74826,3.10741128

Belgium,Europe,10590.44,38809.66436,1.96158,1.89308521

Canada,America,33909.7,39069.91407,1.80213,3.21494841

Chile,America,17248.45,15106.73205,0.39451,5.19813626

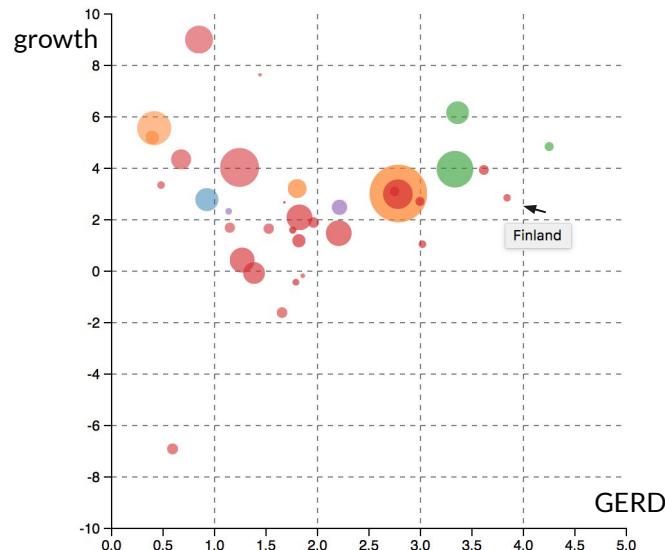
Czech Republic,Europe,10286.3,25956.76492,1.52652,1.65489834

Denmark,Europe,5495.246,40169.83173,3.01937,1.04974368

Estonia,Europe,1335.347,22403.02459,1.44122,7.63563272

Finland,Europe,5366.482,37577.71225,3.84137,2.85477157

```
d3.csv("data.csv",function(csv) {  
  csv.sort(function(a,b) {return b.population-a.population;}); //  
  svg.selectAll("circle").data(csv).enter()  
    .append("circle")  
    .attr("cx",function(d) {return x(+d.GERD);})  
    .attr("cy",function(d) {return y(+d.growth);})  
    .attr("r",function(d) {return r(Math.sqrt(+d.population));})  
    .style("fill",function(d) {return c(d.continent);})  
    .style("opacity",function(d) {return o(+d.GDPcap);})  
    .append("title")  
    .text(function(d) {return d.country;})  
})
```



Data Driven Documents (D3.js)

Hello world (hands on)



STEP 1. Download the visualization via the following command line commands or in browser (“Save Page As”)

```
wget http://diegoolano.com/ghosh/d3/data-example2.html
```

or

```
curl -O http://diegoolano.com/ghosh/d3/data-example2.html
```

Data Driven Documents (D3.js)

Hello world (hands on)



STEP 1. Download the visualization via the following command line commands or in browser (“Save Page As”)

```
wget http://diegoolano.com/ghosh/d3/data-example2.html  
or  
curl -O http://diegoolano.com/ghosh/d3/data-example2.html
```

STEP 2. Find and get the data, and then look at what you’ve done!

```
wget http://diegoolano.com/ghosh/d3/data.csv
```

Data Driven Documents (D3.js)

Hello world (hands on)



STEP 1. Download the visualization via the following command line commands or in browser (“Save Page As”)

```
wget http://diegoolano.com/ghosh/d3/data-example2.html  
or  
curl -O http://diegoolano.com/ghosh/d3/data-example2.html
```

STEP 2. Find and get the data, and then look at what you’ve done!

```
wget http://diegoolano.com/ghosh/d3/data.csv
```

STEP 3. Change something (either in the data or the code!)

Data Driven Documents (D3.js)

Tutorials: <https://github.com/d3/d3/wiki/Tutorials>

Observable (D3 in “Notebooks”): <https://observablehq.com/@d3/learn-d3>

Build from Visualizations from scratch


OR



- 1) Find a visualization that roughly suits your needs
(<https://bl.ocks.org/> , <http://blockbuilder.org/search> , etc)
- 2) Download it and figure out how it works
- 3) Put in your own data and change the code accordingly
- 4) Put it up somewhere for others to see (high five yourself)


*right click -> Inspect Element to see code and change in browser (this doesn't save changes to code!)



*for local development, you may need a web server (see www.mamp.info for a simple one)



(advanced) Observable HQ

 observablehq.com/@diegoolano




 **Observable**


Teams Explore  


 **Diego Garcia-Olano** 
Personal


Home


1 Notebook 0 Likes 0 Forks ...


 Home


 Notebooks


 Collections

 Suggestions


 Likes


 Trash


 Settings


Quickstart 


Welcome to Observable! Choose your own adventure:





7 minute read
A Taste of Observable 
Get a feel for how Observable notebooks work with real data.




9 part series
Learn D3 
A guided tour of your first steps using D3.



4 part series
Charting with Vega-Lite 
So you want to make a chart...



3 part series
Observable for Jupyter Users 
A tailored introduction to Observable from the Jupyter & Python perspective.

Examples: <https://observablehq.com/@krisrs1128/remembrances-of-states-past>

<https://observablehq.com/@diegoolano/countries-winning-nobel-literature-prizes>

Data Driven Documents (D3.js)




Mike Bostock's Blocks

Updated November 19, 2017

[Popular](#) / [About](#)

Click to Select All



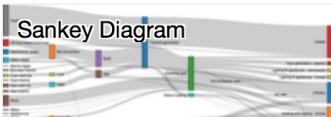
Radial Force



Municipalities of Mexico II

Municipalities of Mexico

Sankey Diagram



Adjustable Link Strength



Density Contours II




Density Contours



GeoJSON in Three.js



Cloud Contours



GeoTIFF Contours II



GeoTIFF Contours



Contour Plot III



Contour Plot II



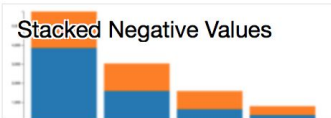
Tobler–Mercator



Hello



Stacked Negative Values



Winding Order



Antimeridian Cutting II



Force-Directed Tree II



Circle Piano



Border Mesh



I Make Circles



Polygon Clipping III



Search the BLocks

Texas username API functions: d3...

☐ with thumbnail image

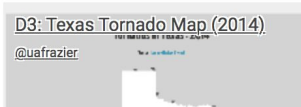

d3-modules

- + d3-legend
- + d3-tip
- + d3-jetpack
- + d3-queue
- + d3-tile
- + d3-array
- + d3-geo
- + d3-starterkit
- + d3-annotation
- + d3-scale
- + d3-color
- + d3-interpolate
- + d3-time
- + d3-timer
- + d3-collection
- + d3-random
- + d3-selection
- + d3-contour
- + d3-grid
- + d3-format


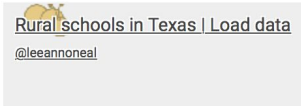
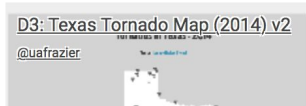
Showing 83/83 of the most relevant blocks.



Emergency Rooms...



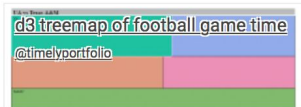

Sexual Assaults Reported by Texas



1.0



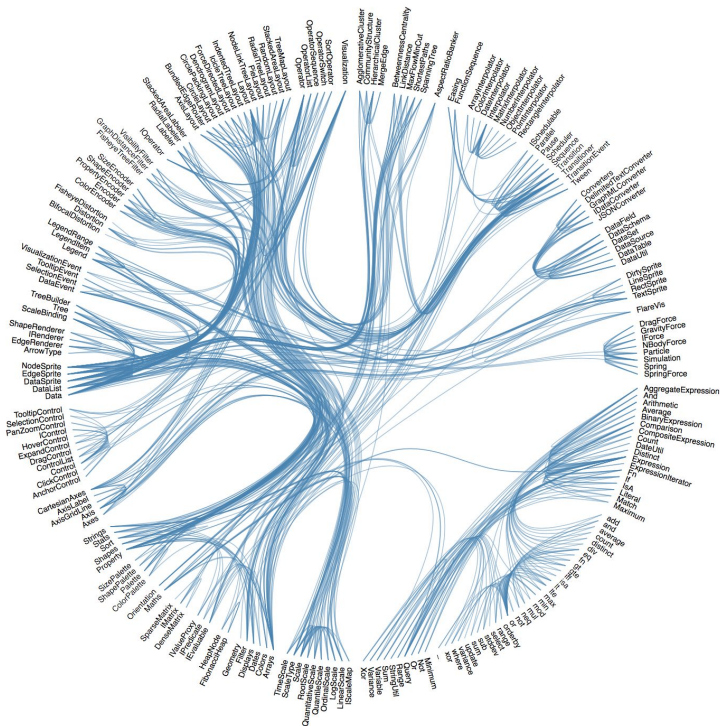
with d3 sunburst f...



<http://blockbuilder.org/search>

Data Driven Documents (D3.js)

Hierarchical Edge Bundling



```
<!DOCTYPE html>
<style>

.node {
  font: 10px sans-serif;
}

.link {
  stroke: steelblue;
  stroke-opacity: 0.5;
  fill: none;
  pointer-events: none;
}

</style>
<body>
<script src="https://d3js.org/d3.v4.min.js"></script>
<script>

var diameter = 960,
    radius = diameter / 2,
    innerRadius = radius - 120;

var cluster = d3.cluster()
  .size([360, innerRadius]);

var line = d3.radialLine()
  .curve(d3.curveBundle.beta(0.85))
  .radius(function(d) { return d.y; })
  .angle(function(d) { return d.x / 180 * Math.PI; });

var svg = d3.select("body").append("svg")
  .attr("width", diameter)
  .attr("height", diameter)
  .append("g")
  .attr("transform", "translate(" + radius + "," + radius + ")");

var link = svg.append("g").selectAll(".link"),
    node = svg.append("g").selectAll(".node");

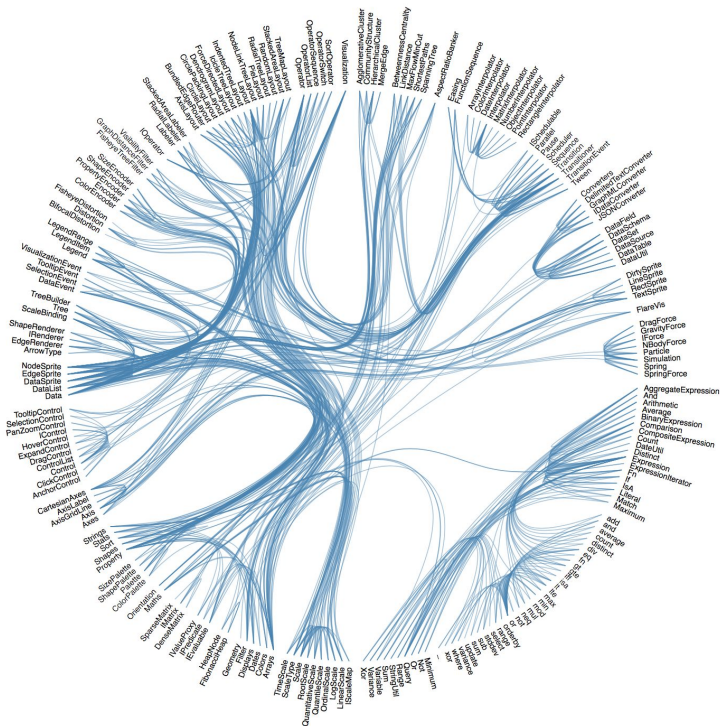
d3.json("flare.json", function(error, classes) {
  if (error) throw error;

  var root = packageHierarchy(classes)
    .sum(function(d) { return d.size; });

  cluster(root);
```

Data Driven Documents (D3.js)

Hierarchical Edge Bundling



```
<!DOCTYPE html>
<style>

.node {
  font: 10px sans-serif;
}

.link {
  stroke: steelblue;
  stroke-opacity: 0.5;
  fill: none;
  pointer-events: none;
}

</style>
<body>
<script src="https://d3js.org/d3.v4.min.js"></script>
<script>

var diameter = 960,
    radius = diameter / 2,
    innerRadius = radius - 120;

var cluster = d3.cluster()
  .size([360, innerRadius]);

var line = d3.radialLine()
  .curve(d3.curveBundle.beta(0.85))
  .radius(function(d) { return d.y; })
  .angle(function(d) { return d.x / 180 * Math.PI; });

var svg = d3.select("body").append("svg")
  .attr("width", diameter)
  .attr("height", diameter)
  .append("g")
  .attr("transform", "translate(" + radius + "," + radius + ")");

var link = svg.append("g").selectAll(".link"),
    node = svg.append("g").selectAll(".node");

d3.json("flare.json", function(error, classes) {
  if (error) throw error;


  var root = packageHierarchy(classes)
    .sum(function(d) { return d.size; });

  cluster(root);
```

your data

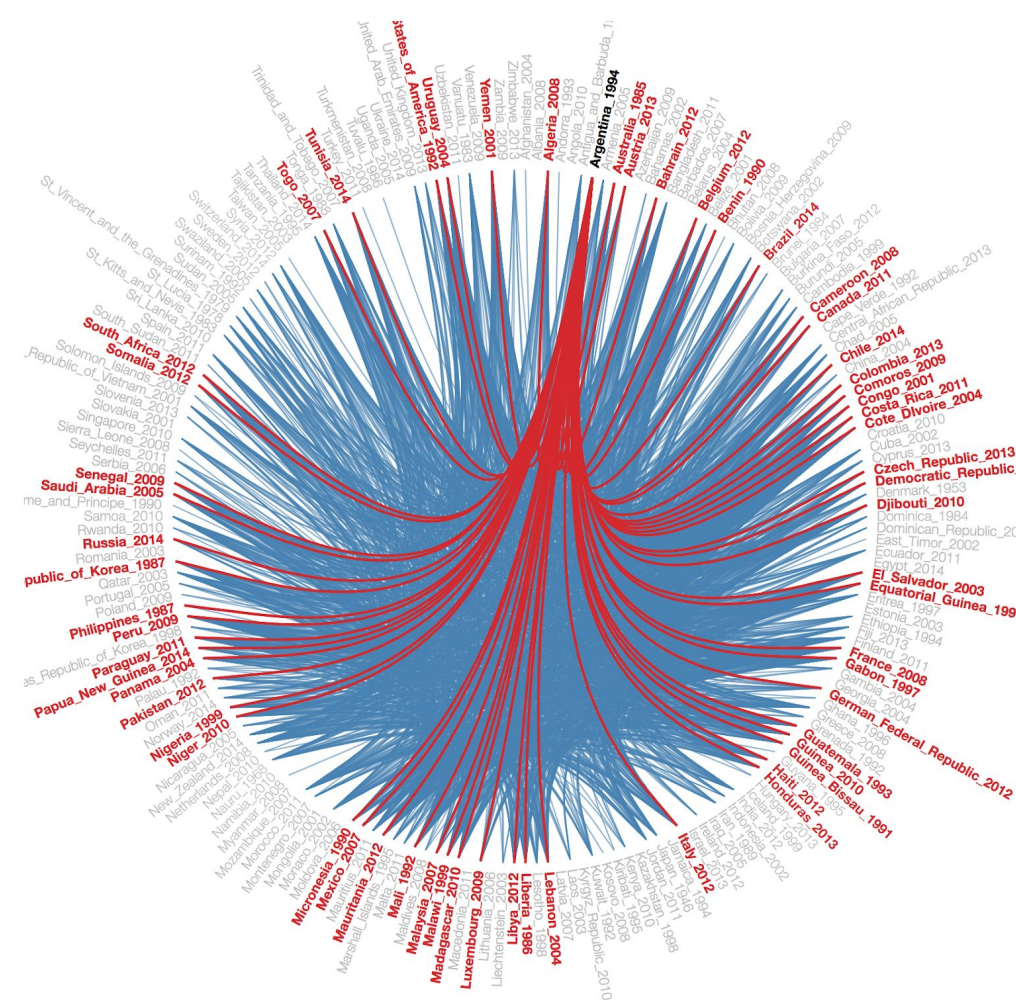
Data Driven Documents (D3.js)

Hierarchical Edge Bundling



your data

```
[
  {
    "name": "flare.analytics.cluster.AgglomerativeCluster",
    "size": 3938,
    "imports": [
      "flare.animate.Transition"
    ]
  },
  {
    "name": "flare.analytics.cluster.CommunityStructure",
    "size": 3812,
    "imports": [
      "flare.analytics.cluster"
    ]
  },
  {
    "name": "flare.analytics.cluster.HierarchicalCluster",
    "size": 6714,
    "imports": [
      "flare.vis.data.EdgeSprite"
    ]
  },
  {
    "name": "flare.analytics.cluster.MergeEdge",
    "size": 743,
    "imports": [
    ]
  },
  {
    "name": "flare.analytics.graph.BetweennessCentrality",
    "size": 3534,
    "imports": [
      "flare.animate.Transition"
    ]
  },
  {
    "name": "flare.analytics.graph.LinkDistance",
    "size": 5731,
    "imports": [
      "flare.animate.Transitioner",
      "flare.vis.data.EdgeSprite"
    ]
  },
  {
    "name": "flare.analytics.graph.MaxFlowMinCut",
    "size": 7840,
    "imports": [
      "flare.animate.Transitioner",
      "flare.vis.data.EdgeSprite"
    ]
  },
  {
    "name": "flare.analytics.graph.ShortestPaths",
    "size": 5914,
    "imports": [
      "flare.vis.data.EdgeSprite",
      "flare.animate.Transitioner"
    ]
  },
  {
    "name": "flare.analytics.graph.SpanningTree",
    "size": 3416,
    "imports": [
      "flare.animate.Transitioner",
      "flare.vis.data.EdgeSprite"
    ]
  },
  {
    "name": "flare.analytics.optimization.AspectRatioBanker",
    "size": 7074,
    "imports": [
      "flare.animate.Transition"
    ]
  },
  {
    "name": "flare.animate.Easing",
    "size": 17010,
    "imports": [
      "flare.animate.Transition"
    ]
  },
  {
    "name": "flare.animate.FunctionSequence",
    "size": 5842,
    "imports": [
      "flare.util.Maths",
      "flare.animate.Transitioner"
    ]
  },
  {
    "name": "flare.animate.interpolate.ArrayInterpolator",
    "size": 1983,
    "imports": [
      "flare.util.Arrays",
      "flare.animate.interpolate"
    ]
  },
  {
    "name": "flare.animate.interpolate.ColorInterpolator",
    "size": 2047,
    "imports": [
      "flare.animate.interpolate"
    ]
  }
]
```



Argentina_1994

[view constitution](#)

Similarity Country

58	United_States_of_America_1992	view constitution
45	Congo_2001	view constitution
39	Micronesia_1990	view constitution
39	Lebanon_2004	view constitution
33	Saudi_Arabia_2005	view constitution
33	Libya_2012	view constitution
30	Belgium_2012	view constitution
29	Canada_2011	view constitution
29	Mexico_2007	view constitution
28	Czech_Republic_2013	view constitution
25	Mauritania_2012	view constitution
23	Australia_1985	view constitution
23	Uruguay_2004	view constitution
23	Malawi_1999	view constitution
23	Cameroon_2008	view constitution
23	Gabon_1997	view constitution
21	Nigeria_1999	view constitution
21	Honduras_2013	view constitution
21	Djibouti_2010	view constitution
20	German_Federal_Republic_2012	view constitution
20	Luxembourg_2009	view constitution
20	France_2008	view constitution
19	Cote_Divoire_2004	view constitution
18	Costa_Rica_2011	view constitution
18	Mali_1992	view constitution
18	El_Salvador_2003	view constitution
18	Italy_2012	view constitution
18	Russia_2014	view constitution
17	Malaysia_2007	view constitution
17	Cornoros_2009	view constitution
17	Austria_2013	view constitution
17	Togo_2007	view constitution
16	Brazil_2014	view constitution
16	Peru_2009	view constitution
16	Equatorial_Guinea_1995	view constitution
15	Colombia_2013	view constitution

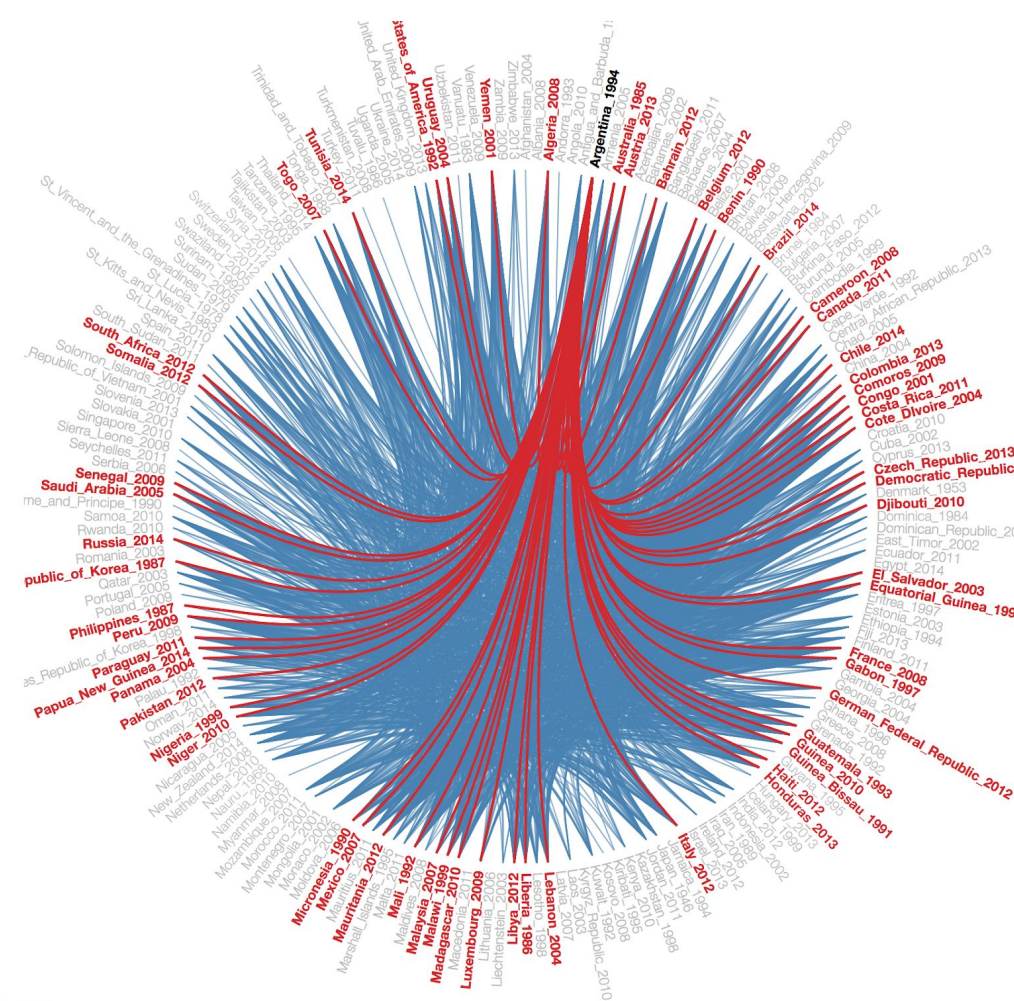
viz 101:

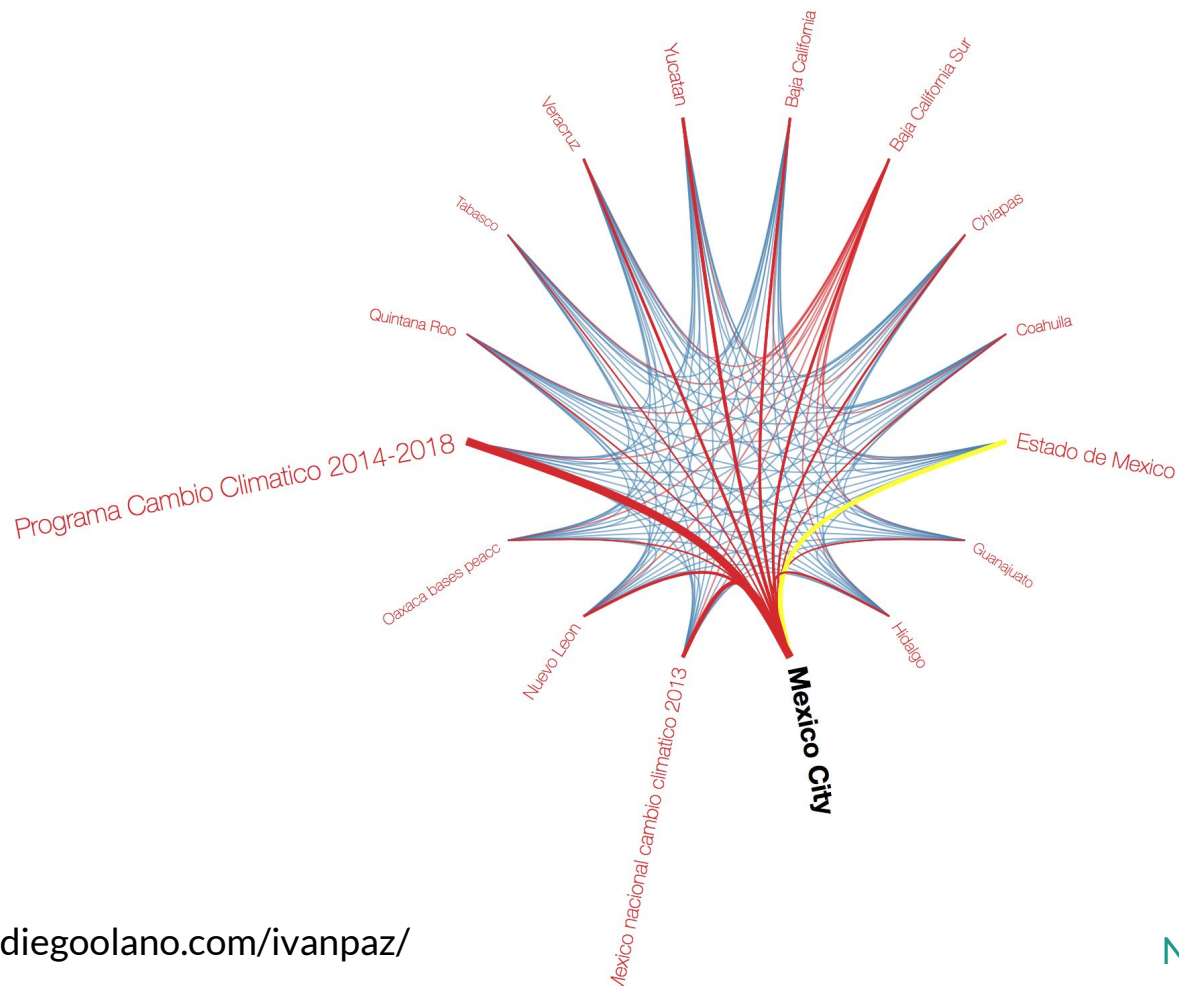
Size Matters
Color Matters

What's the story?

See Tufte

https://www.edwardtufte.com/tufte/books_ei



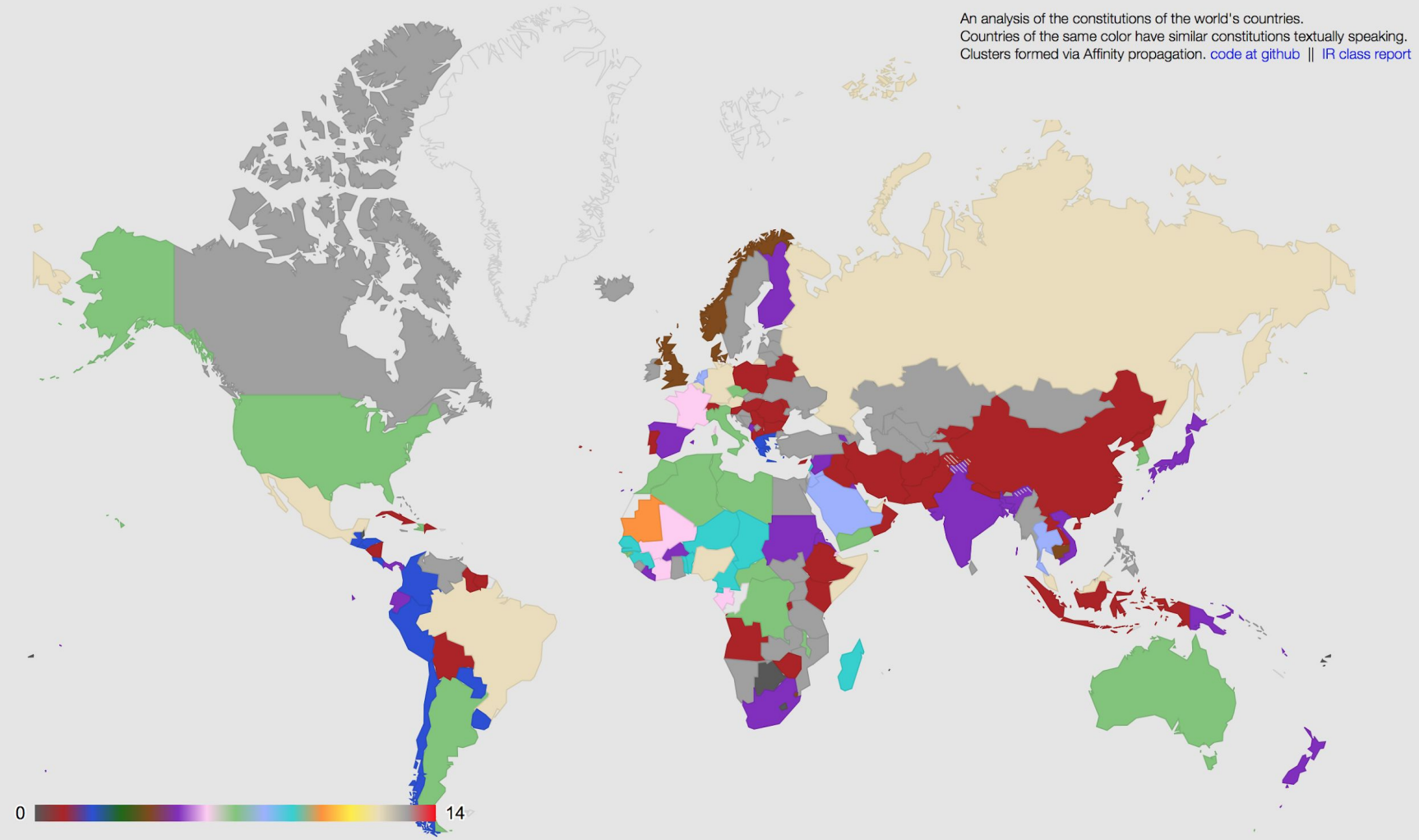


Mexico City

Similarity State

56	Programa Cambio Climatico 2014-2018
33	Estado de Mexico
27	Mexico nacional cambio climatico 2013
22	Yucatan
17	Nuevo Leon
17	Baja California Sur
14	Veracruz
14	Baja California
13	Chiapas
10	Hidalgo
8	Oaxaca bases peace
8	Coahuila
7	Quintana Roo
5	Guanajuato
3	Tabasco

An analysis of the constitutions of the world's countries.
Countries of the same color have similar constitutions textually speaking.
Clusters formed via Affinity propagation. [code at github](#) || [IR class report](#)



Exact same data as presented before !

<http://diegoolano.com/ir/constitutions-map.html>

BLUE ISLANDS

- Jefferson, AL

• Conecuh, AL

• Coconino, AZ

• Alachua, FL

• St. Lucie, FL

• Clarke, GA

• Liberty, GA

• Hawaii, HI

• Kauai, HI

• Maui, HI

• Maui, HI

• Maui, HI

• Maui, HI

• Honolulu, HI

• Kauai, HI

• Latah, ID

• Blaine, ID

• Putnam, IL

• Champaign, IL

• Jackson, IL

• Alexander, IL

• Delaware, IN

• Marion, IN

• Vigo, IN

• Monroe, IN

• Perry, IN

• Douglas, KS

• Jefferson, KY

• Franklin, KY

• Elliott, KY

• Fayette, KY

• Caddo, LA

• Orleans, LA

• Dukes, MA

• Nantucket, MA

• Gogebie, MI

• Isabella, MI

• Muskegon, MI

• Marquette, MI

• Kittson, MN

• Boone, MO

• Jasper, MS

• Jefferson Davis, MS

• Pike, MS

• Glacier, MT

• Roosevelt, MT

• Missoula, MT

• Big Horn, MT

• Buncombe, NC

• Mecklenburg, NC

• Rolette, ND

• Benson, ND

• Steele, ND

• Thurston, NE

• Washoe, NV

• Monroe, NY

• Richmond, NY

• Franklin, OH

• Montgomery, OH

• Athens, OH

• Hamilton, OH

• Allegheny, PA

• Dauphin, PA

• McCormick, SC

• Buffalo, SD

• Shannon, SD

• Todd, SD

• Clay, SD

• Davidson, TN

• Dallas, TX

• Presidio, TX

• Travis, TX

• Val Verde, TX

• Jefferson, TX

• Harris, TX

• Bexar, TX

• Westmoreland, VA

• Northampton, VA

• Roanoke City, VA

• Norfolk City, VA

• Danville City, VA

• San Juan, WA

• Forest, WI

• Menominee, WI

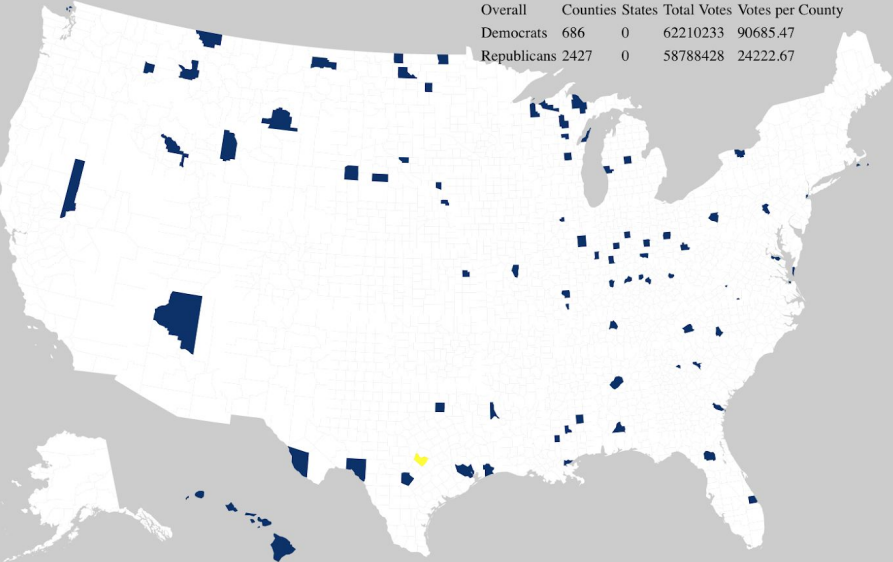
• Winnebago, WI

• Ashland, WI

• Door, WI

• Teton, WY

Overall	Counties	States	Total Votes	Votes per County
Democrats	686	0	62210233	90685.47
Republicans	2427	0	58788428	24222.67



Heaviest GOP (90% up)

- King, TX (96.53%)
- Wibaux, MT (94.39%)
- Roberts, TX (94.23%)
- Madison, ID (94.17%)
- Franklin, ID (94.11%)
- Sterling, TX (93.67%)
- Glasscock, TX (92.28%)
- Hansford, TX (91.88%)
- Oldham, TX (91.72%)
- Rich, UT (91.62%)
- Ochiltree, TX (91.48%)
- Grant, NE (91.48%)
- Millard, UT (91.25%)
- Uintah, UT (91.23%)
- Wallace, KS (91.17%)
- Leslie, KY (91.11%)
- Morgan, UT (91.01%)
- Borden, TX (91.01%)
- Sevier, UT (90.85%)
- Duchesne, UT (90.77%)
- Motley, TX (90.73%)
- Hayes, NE (90.44%)
- Garfield, MT (90.41%)
- Piute, UT (90.39%)
- Cimarron, OK (90.39%)
- Shackelford, TX (90.29%)
- Hartley, TX (90.28%)
- Blaine, NE (90.24%)
- Utah, UT (90.01%)

Heaviest DEM (85% up)

- Shannon, SD (93.95%)
- District of Columbia, DC (92.77%)
- Bronx, NY (91.64%)
- Prince George's, MD (90.78%)
- Petersburg City, VA (90.40%)
- Jefferson, MS (89.06%)
- Baltimore City, MD (88.74%)
- Claiborne, MS (88.40%)
- Macon, AL (87.25%)
- Starr, TX (86.94%)
- Menominee, WI (86.93%)
- San Francisco, CA (86.26%)
- Philadelphia, PA (85.85%)
- New York, NY (85.25%)
- Clayton, GA (85.19%)

HIGHEST GOP VOTE COUNTS

- Maricopa,AZ (654835 votes)
- Orange,CA (541592 votes)
- Tarrant,TX (348686 votes)
- Riverside,CA (290227 votes)
- Duval,FL (211553 votes)
- Salt Lake,UT (198739 votes)
- Collin,TX (195933 votes)

HIGHEST DEMOCRAT VOTE COUNTS

- Los Angeles,CA (1672164 votes)
- Cook,IL (1439123 votes)
- King,WA (599796 votes)
- Wayne,MI (595253 votes)
- Harris,TX (585451 votes)

County: Travis, TX

Democrats(231540) vs GOP(139503) with 62.40 % of vote

close

- cities:Austin, Del Valle, Leander, Manchaca, Manor, Mc Neil, Pflugerville, Spicewood

- socioeconomic indicators (blue means value is in top 3rd Quartile range, red means in lower 1st Quartile)

Population	Median earnings	Income index	Education Index	Gini Coeff.	White	African	Asian	Latino	Native American	Other
1024266	30442	67.77	87.38	0.487	50.5	8.1	5.7	33.5	0.3	2

Below Federal Poverty Threshold	Children under 6 in poverty	Children living in poverty	Adults 65 and up in poverty
16.2	21.4	21.4	8

less than highschool	at least high school	at least bachelors	graduate degree	Preschool Enrollment	School enrollment
13.7	86.3	43.5	15.9	46.6	75

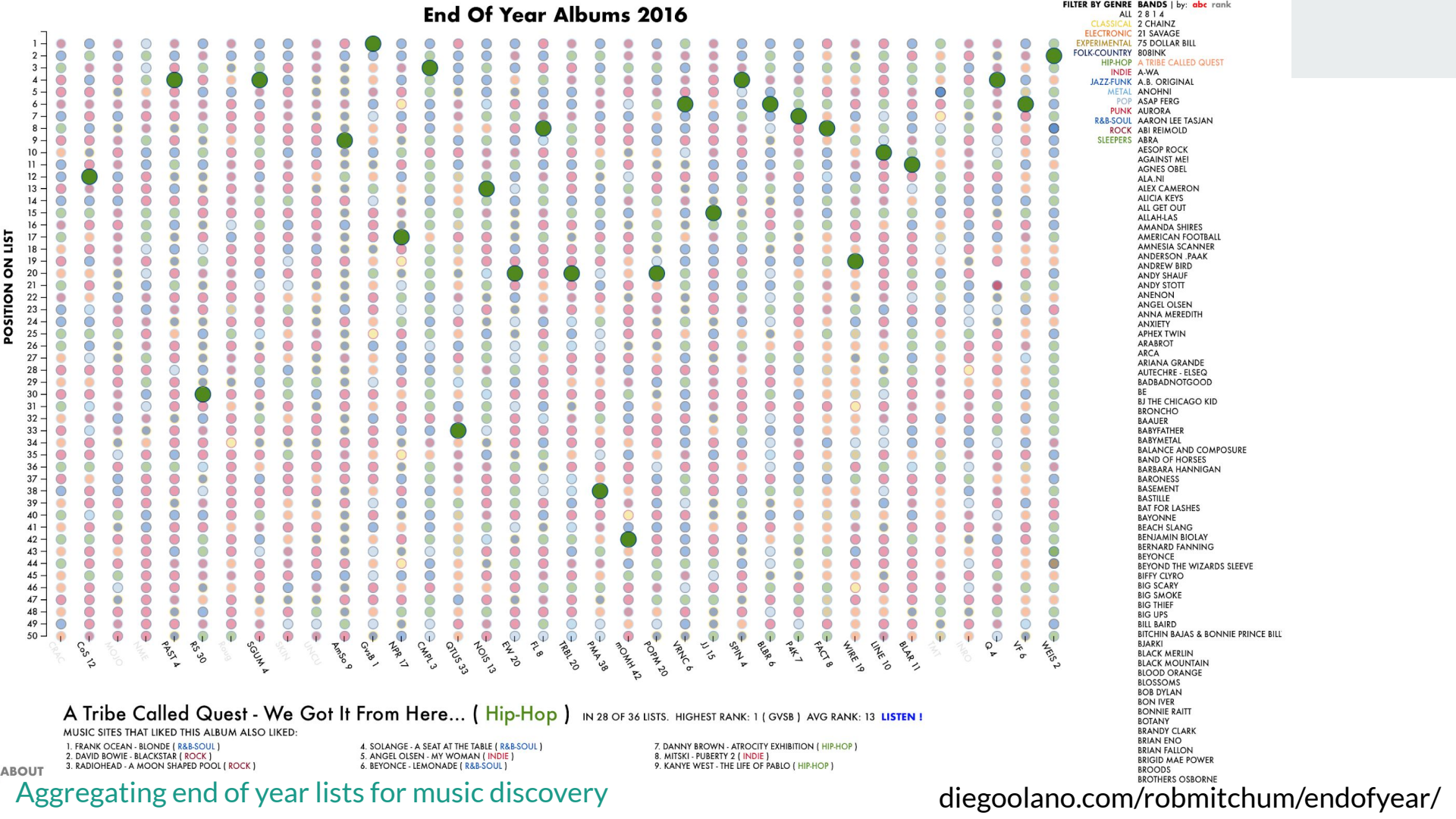
Construction/repair	Farming/fishing/forestry	Management/professional	Production/transport	Sales/office	Service
9.6	0.1	43.8	6.6	23.9	16

- public health indicators (blue means value is in lower 1st quartile, red means in higher 3rd Quartile)

male	female	adultb	aduldb	airpollution	ambulatorycare	dentistratio	diabetic	drivealone	excsdrinking	fairpoorhealth	fastfoodsp
51.6	48.4	25	4	57	0.05	7	73	22	14	51	

freelunch	gini	healthcosts	healthyfood	illiteracy	lowbirthrate	mammography	mentaldays	motordeath	mphratio	noemotional	support
44	0.49	9982	74	12.9	7.4	68.2	3.3	12	0.07	22	

noenglish	physicianratio	recfac	rural	sickdays	singleparent	smokers	stdsper	100teen	birthrate	unemployed	uninsured.x	violentcrime
13.7	0.09		11.1	7	2.8	33	17	599	54	6.9	24	444



2017 MUSIC FESTIVALS

☒ UNIQUE TO FESTIVAL
☒ NON-UNIQUE
☒ ALL FEMALE
☐ ALL MALE
☒ MIXED GENDER

SORT BY:

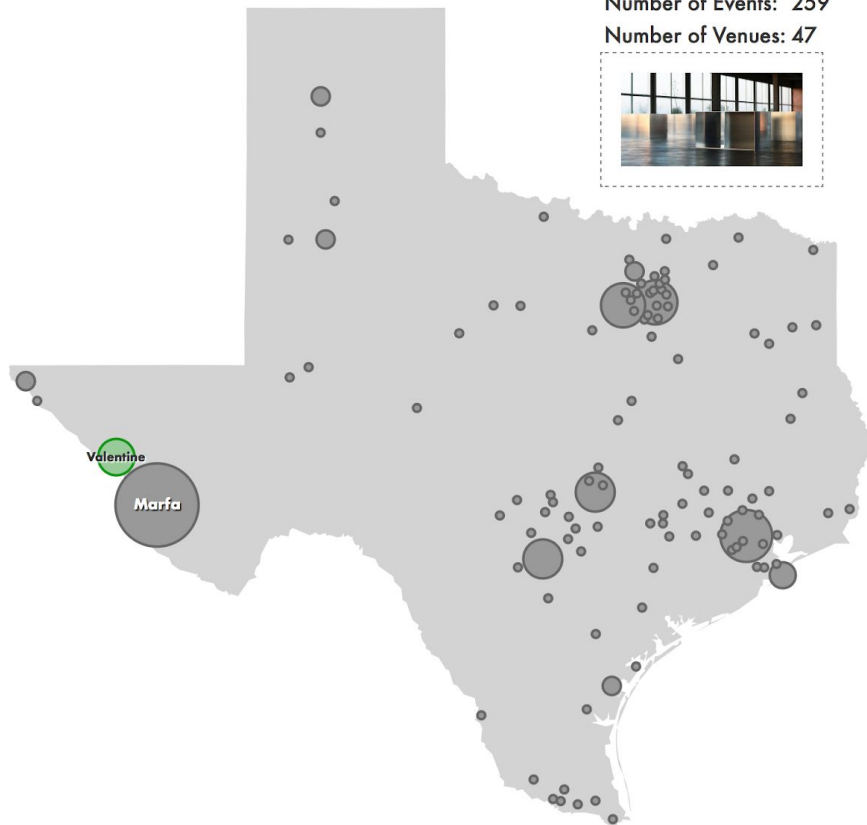
CHRONOLOGICAL
% FEMALE
% FEMALE+MIXED
NUMBER OF BANDS
UNIQUE BANDS
% UNIQUE BANDS

4/14, CA COACHELLA @ LADY GAGA — LORDE — THE XX — THE HEAD AND THE HEART — PHANTOGRAM — KEHLANI — LITTLE DRAGON — BANKS — GROUPOLOVE — TOVE LO @ ROISIN MURPHY — CRYSTAL CASTLES — KIIARA @ BROODS @ MAYA JANE COLES — WARPAINT @ NAO — OH WONDER — SOFI TUKKER — ZIPPER CLUB — MITSKI @ TENNIS @ FLOORPLAN @ THE ATOMICS @ HINDS — THE LEMON TWIGS — NORA EN PURE @ HANNAH WANTS — ANNA LUNOE — GRACE MITCHELL @ MOSS KENA @ TACOCAT @ ALISON SWING @ SHURA @ HONEY DIJON @ JEN FERRER @ ELI & FUR	4/28, LA JAZZFEST @ MEGHAN TRAINOR — LORDE — ALABAMA SHAKES @ PATTI LABELLE — CORINNE BAILEY RAE — IRMA THOMAS @ ELLE KING — RHIANNON GIDDENS @ THE LONE BELLOW — HERB ALPERT & LANI HALL — MARGO PRICE @ JOHNNYSWIM @ LAKE STREET DIVE @ MS. LISA FISCHER & GRAND BATON — MARY MARY	5/3, FL SUNFEST @ TORI KELLY @ RACHEL PLATTEN — TINASHE — THE STRUMBELLAS — THE NAKED AND FAMOUS @ AMBROSIA — LILLIE MAE @ LEILANI WOLFGRAMM @ TAYLA PARK @ OCEAN PARK STANDOFF @ MADAME MAYHEM @ MERESHA @ ROANOKE	5/12, GA SHAKYKNEES — THE XX — LCD SOUNDSYSTEM @ PIXIES — SYLVAN ESSO — SHOVELS & ROPE — WARPAINT — RUN RIVER NORTH @ FAMILY AND FRIENDS — PINEGROVE — LO MOON — MARGARET GLASPY — ZIPPER CLUB @ CON BRIO @ AMYTHYST KIAH	5/19, AL HANGOUT — THE HEAD AND THE HEART — CHARLI XCX — WARPAINT — THE STRUMBELLAS — PVRIS — ARIZONA — NORA EN PURE @ LP @ FRANCES — THE SUFFERS — TKAY MAIDZA	5/26, MA BOSCALLING — THE XX — SOLANGE — TEGAN AND SARA @ BRANDI CARLILE — SYLVAN ESSO — OH WONDER — MITSKI @ DEERHOOF — LUCY DACUS — TKAY MAIDZA — ALEXANDRA SAVIOR	5/26, WA SASQUATCH — THE HEAD AND THE HEART — PHANTOGRAM — KIIARA — BOMBA ESTEREO — THREE OH SEES — THE STRUMBELLAS @ WHITE LUNG — JULY TALK @ SALES — FLINT EASTWOOD — COURTNEY MARIE ANDREWS @ GAZEBO	5/26, CA BOTTLEROCK @ SILVERSUN PICKUPS @ FITZ & THE TANTRUMS — THE NAKED AND FAMOUS — THE DEVIL MAKES THREE — THE STRUMBELLAS — ALUNAGEORGE @ ANDRA DAY — MAVIS STAPLES @ ANI DI FRANCO @ ELEPHANT REVIVAL @ THE STAVES @ THE BARR BROTHERS @ JESSICA HERNANDEZ & THE DELTAS @ PRINZE GEORGE — CON BRIO @ LA SANTA CECILIA — RUN RIVER NORTH @ HIRIE @ BASKERY — ARIZONA — PARADE OF LIGHTS — LITTLE HURRICANE @ MARTY O'REILLY & THE OLD SOUL ORCHESTRA @ JESSICA CHILDRESS @ WILD @ THE REDWOODS REVUE @ TROUBADOUR 77 @ TRACKSUIT WEDDING @ NAPA YOUTH SYMPHONY	6/2, OH BUNBURY @ FLOGGING MOLLY @ HAYLEY KİYOKO — SAN FERMIN — JULY TALK @ LIBERTY DEEP DOWN	6/2, NY GOVBALL — LORDE @ BEACH HOUSE — THE HEAD AND THE HEART — TOVE LO — PHANTOGRAM — BANKS — CHARLI XCX — KEHLANI — WARPAINT — THE STRUMBELLAS — DUA LIPA — MUNA — ARIZONA @ JESSIE REYEZ — LO MOON — WELLES — TKAY MAIDZA	6/8, TN BONNAROO — LORDE — THE XX — THE HEAD AND THE HEART — TOVE LO — CRYSTAL CASTLES — TEGAN AND SARA — THE STRUMBELLAS — DUA LIPA — SNAILS — MARGO PRICE @ CAM — MANDOLIN ORANGE — NONAME — LEON @ REZZ @ ANGELIQUE KIDJO @ DEAP VALLY @ VANIC — JULY TALK @ TURKUUAZ — LUCY DACUS — KHURUANGBIN — THE LEMON TWIGS @ TWIN LIMB @ RIVER WHYLESS — ALEXANDRA SAVIOR — WELLES	6/15, DE FIREFLY @ KESHA — PHANTO — THE NAK — BANKS — MISTERY — THE STRL @ NAHKO , FOR THE PE — DAYA — MUNA — MAGGIE — SOFI TUK — ANNA LL @ MEG MA — SUNFLOY — ARIZON/ — ELOHIM @ FICKLE FI @ SHAED @ ROZES — SAVOIR J @ SALT CAT @ WALKER @ OWEL @ THE STEP @ THE LAW @ REPEAT R @ LOUIE LC @ VITA ANI @ SHORT S @ DUDE RA AT THE ROC @ JOIE KAT @ ANNA SI
---	--	--	--	---	---	---	--	--	---	--	---

ARTICLE LINK
WORDS: ROB MITCHUM
VIZ: DIEGO GARCIA-OLANO
BAND CENTRIC VIZ

Glasstire: Marfa

ABOUT



2007 2008 2009 2010 2011 2012 2013 2014 2015 2016 2017 **ALL**

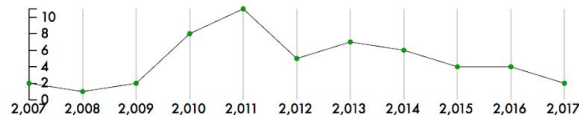
Showing ALL Results

venue

Chinati Foundation

#events

52



<http://glasstire.com/venues/chinati-foundation>

September 2017	Chinati Weekend
May 2017	L.A. Dance Project at The Chinati Foundation
September 2016	Chinati Weekend 2016
July 2016	Robert Irwin Opening Event
April 2016	Jen Rosenblit: Clap Hands
January 2016	Sunset at Chinati
September 2015	Chinati Weekend 2015
September 2015	Charlotte Posenenske and Peter Roehr
August 2015	Sunrise at Chinati
July 2015	Andrew May: Unset
November 2014	Sunset at Chinati
October 2014	Chinati Weekend 2014
August 2014	Neighbor Notes: Modern Chamber Music by Mexican Composers
May 2014	Zoe Leonard: 100 North Nevill Street
April 2014	Marfa Community Day
March 2014	Chinati Presents: The xx
October 2013	Albrecht Dürer: Five Woodcuts and Five Etchings
October 2013	Chinati Weekend - Donald Judd: Prints
August 2013	Jered Sprecher at the Locker Plant

Texas Art Events by city/venue for the last 10 years

<http://www.glasstire.com/infographics/events/>



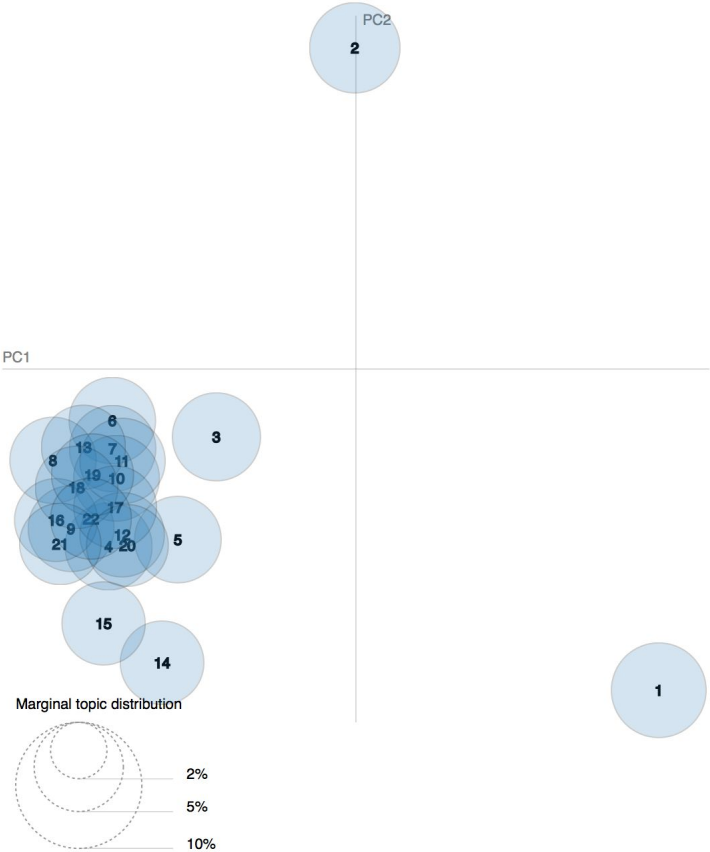
WHERE	VENUES [676]		
ALL CITIES	ALL VENUES		
	NAME	EV ▲	AR CITY
HOUSTON	MUSEUM OF FINE ARTS, HOUSTON - MFAH	235	320 HOUSTON
DALLAS	LAWDALE ART CENTER	222	346 HOUSTON
AUSTIN	500X GALLERY	182	270 DALLAS
SAN ANTONIO	CONDUIT GALLERY	169	179 DALLAS
FORT WORTH	ART LEAGUE HOUSTON	161	249 HOUSTON
MARFA	MENIL COLLECTION	157	232 HOUSTON
EL PASO	CO-LAB PROJECTS	152	254 AUSTIN
GALVESTON	MCKINNEY AVENUE CONTEMPORARY (THE MAC)	151	294 DALLAS
DENTON	BLUE STAR CONTEMPORARY ART MUSEUM	150	361 SAN ANTONIO
LUBBOCK	MODERN ART MUSEUM OF FORT WORTH	146	195 FORT WORTH
	BOX 13 ARTSPACE	146	275 HOUSTON
	GALVESTON ARTS CENTER	142	196 GALVESTON
	CONTEMPORARY ARTS MUSEUM HOUSTON - CAMH	135	276 HOUSTON
	MCNAY ART MUSEUM	134	220 SAN ANTONIO
	CENTRALTRAK	134	254 DALLAS
	ARTPACE	125	194 SAN ANTONIO
	DALLAS MUSEUM OF ART	120	180 DALLAS
	HOUSTON CENTER FOR CONTEMPORARY CRAFT	117	178 HOUSTON
	BLANTON MUSEUM OF ART	115	235 AUSTIN
	UT VISUAL ARTS CENTER (VAC)	114	207 AUSTIN
	WALLY WORKMAN GALLERY	110	70 AUSTIN
	HOUSTON CENTER FOR PHOTOGRAPHY	106	192 HOUSTON
	CENTER FOR CONTEMPORARY ARTS - ABILENE	105	128 ABILENE
	REDBUD GALLERY	104	128 HOUSTON
	BLAFFER ART MUSEUM	104	212 HOUSTON
	HIRAM BUTLER GALLERY	103	92 HOUSTON
	HOOKS-EPSTEIN GALLERIES	102	81 HOUSTON
	EL PASO MUSEUM OF ART	102	190 EL PASO
	ART PALACE	101	92 HOUSTON
	PHOTOGRAPHS DO NOT BEND GALLERY	100	137 DALLAS
	MOODY GALLERY	100	65 HOUSTON
	G GALLERY	100	199 HOUSTON
	INMAN GALLERY	99	45 HOUSTON

ARTISTS [5991]	
ALL ARTISTS	
NAME	EV ▲
EMILY SLOAN	45
ANDY WARHOL	42
RYDER RICHARDS	38
PATRICK RENNER	38
BILL DAVENPORT	38
BENITO HUERTA	38
MARGARET MEEHAN	32
EMILY PEACOCK	32
CODY LEDVINA	32
ORNA FEINSTEIN	31
LANCE LETSCHER	31
AUTUMN KNIGHT	31
ADELA ANDEA	31
SHARON KOPRIVA	30
NOAH SIMBLIST	30
NATHAN GREEN	30
STEPHEN LAPHISOPHON	29
BILLY HASSELL	29
AARON PARAZETTE	28
ELAINE BRADFORD	27
ARIANE ROESCH	27
ROBERT PRUITT	26
KEN LITTLE	26
JEFF GIBBONS	26
TOM ORR	25
TOBY KAMPS	25
LUDWIG SCHWARZ	25
KATIE MARATTA	25
JULES BUCK-JONES	25
HEYD FONTENOT	25
RENE CRUZ	24
JUSTIN BOYD	24
JOHN POMARA	24
JOEY FAUERSO	24
VINCENT FALSETTA	23
RUSTY SCRUBY	23
ROBERT RAUSCHENBERG	23
RAUL GONZALEZ	23
MARI OMORI	23
JULIE SPEED	23

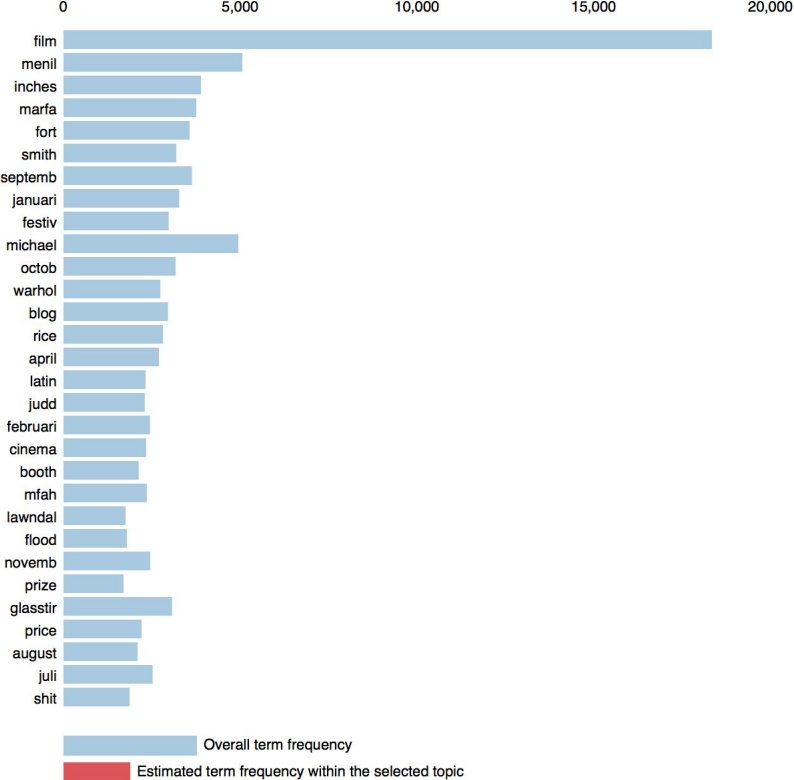
LANCE LETSCHER [VISIT ARTIST'S GLASSTIRE PAGE](#)[SHAREABLE LINK TO THIS PAGE](#)

DATE ▲	EVENT	VENUE	CITY
SEP 2017	LANCE LETSCHER: COLLAGE AND DRAWING	THE LOUISE HOPKINS UNDERWOOD CENTER FOR THE ARTS- LHUCA	LUBBOCK
FEB 2017	LANCE LETSCHER: NEW WORK FROM THE LATE MIDDLE AGES	STEPHEN L. CLARK GALLERY	AUSTIN
OCT 2015	LANCE LETSCHER: BE MY LIFE'S COMPANION	CONDUIT GALLERY	DALLAS
SEP 2015	LANCE LETSCHER: NEW WORK	STEPHEN L. CLARK GALLERY	AUSTIN
MAR 2015	LANCE LETSCHER: PARALLEL UNIVERSE	MCMURTREY GALLERY	HOUSTON
JUN 2014	LONGITUDE/LATITUDE: PART I	CONDUIT GALLERY	DALLAS
OCT 2013	LANCE LETSCHER: PREGUNTA NUMERO UNO	CONDUIT GALLERY	DALLAS
JAN 2013	MAJORITY RULES: A DECADE OF CONTEMPORARY ART ACQUISITIONS	MCNAY ART MUSEUM	SAN ANTONIO
OCT 2012	LANCE LETSCHER: WOODPECKER MONOLOGUE	MCMURTREY GALLERY	HOUSTON
DEC 2011	LANCE LETSCHER: WORK FROM THE MIDDLE AGES	D BERMAN GALLERY	WIMBERLEY
OCT 2011	LANCE LETSCHER: THE NEEDLE IN THE HAY	CONDUIT GALLERY	DALLAS
MAY 2011	COLLAGE	KINZELMAN ART CONSULTING	HOUSTON
APR 2011	TED LARSEN, LANCE LETSCHER, AND RUSTY SCRUBY: PIECE BY PIECE	MCMURTREY GALLERY	HOUSTON
APR 2011	BEEVILLE ART MUSEUM: CELEBRATING 10 YEARS OF ART AND...	BEEVILLE ART MUSEUM	BEEVILLE
MAR 2011	GRAND RELOCATION CELEBRATION	D BERMAN GALLERY	WIMBERLEY
MAR 2011	THE GUN & KNIFE SHOW	CENTRALTRAK	DALLAS
JAN 2011	10TH ANNIVERSARY GROUP SHOW	D BERMAN GALLERY	WIMBERLEY
NOV 2010	LANCE LETSCHER: RECENT WORK FROM THE MIDDLE AGES	MCMURTREY GALLERY	HOUSTON
SEP 2010	88, ORGANIZED BY ANDY COOLQUITT	DOMY BOOKS AUSTIN	AUSTIN
MAY 2010	LANCE LETSCHER: THE PERFECT MACHINE	D BERMAN GALLERY	WIMBERLEY
JAN 2010		CONDUIT GALLERY	DALLAS
DEC 2009	BACK IN RED	MCMURTREY GALLERY	HOUSTON
AUG 2009	ARTHOUSTON 2009: JANE EIFLER & JON VON LETSCHER	MCMURTREY GALLERY	HOUSTON
JUN 2009	LETSCHER, LAPHISOPHON, AND OTTINGER	CONDUIT GALLERY	DALLAS
JAN 2009	WHAT'S MY LINE?	MCMURTREY GALLERY	HOUSTON
NOV 2008	COLLAGE: MORE AND LESS	WILLIAMS TOWER GALLERY	HOUSTON
NOV 2008	LANCE LETSCHER: MACHINES, BUILDINGS, AND BOOKS	MCMURTREY GALLERY	HOUSTON
JUN 2008	LANCE LETSCHER: INDUSTRY AND DESIGN	D BERMAN GALLERY	WIMBERLEY
MAY 2007	LANCE LETSCHER	CONDUIT GALLERY	DALLAS
APR 2007	WORD PLAY	NANCY WILSON SCANLAN GALLERY- ST. STEPHEN'S EPISCOPAL SCHOOL	AUSTIN
MAR 2007	BOOK WORKS	GALVESTON ARTS CENTER	GALVESTON

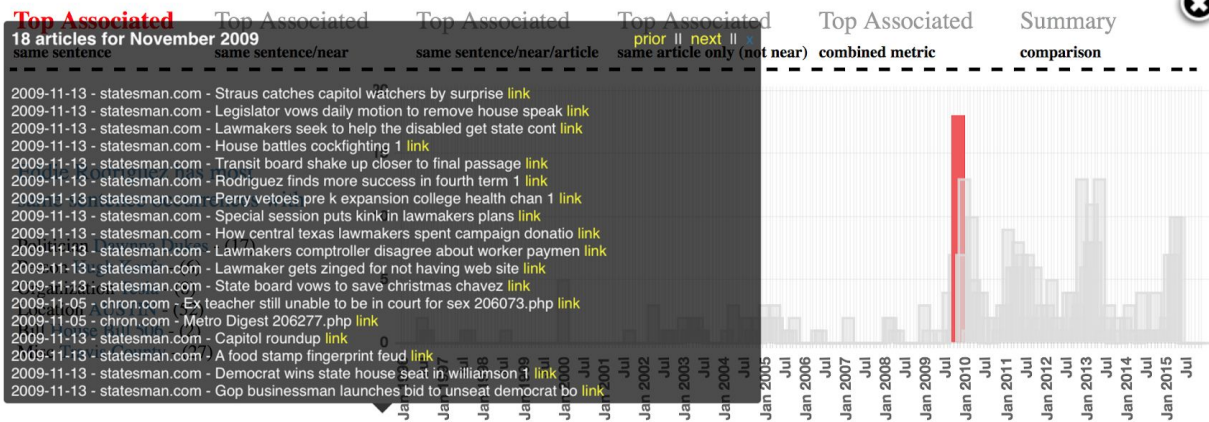
Intertopic Distance Map (via multidimensional scaling)



Top-30 Most Salient Terms¹



1. saliency(term w) = frequency(w) * [sum_t p(t | w) * log(p(t | w)/p(t))]] for topics t; see Chuang et. al (2012)
2. relevance(term w | topic t) = $\lambda * p(w | t) + (1 - \lambda) * p(w | t)/p(w)$; see Sievert & Shirley (2014)



Politicians:	Organizations:	Persons:	Locations:	Bills:	Misc:
Dawnna Dukes - 17	Tesla - 8	Ciro Rodriguez - 6	AUSTIN - 52	House Bill	Travis County - 27
Elliott Naishtat - 16	Milford Superior Court - 7	Hugh Keefe - 6	East Austin - 10	3301 - 2	Austin Democrat
Mark Strama - 14	Farm to Table Caucus - 5	Richard Raymond - 5	San Antonio - 8	House Bill	- 9
Tom Craddick - 14	Calendars Committee - 3	Lulu Flores - 4	Milford - 6	506 - 2	urban - 8
Lon Burnam - 12	Edgewood - 3	Gene Meyer - 4	Texas House - 6	House Bill	Austin
Donna Howard - 12	Mexican American Legislative	Democrats Eddie Lucio III - 4	Springdale Farm - 4	3033 - 1	Democratic - 4
Kirk Watson - 12	Caucus - 3	Terri Hodge - 4	Nautica - 3	Senate Bill	American-owned - 2
Craig Eiland - 9	University of Texas - 3	Lee Leffingwell - 4	Central Texas - 3	1715 - 1	Mexican-
Jessica Farrar - 9	Houston - 3	Paul Moreno - 4	Dallas - 3	House Bill	American - 2
Lois Kolkhorst - 9	Edwards Aquifer Authority District - 2	Terry Wilke - 3	Fort Worth - 2	1677 - 1	Dulin's - 2
Patrick Rose - 8	2	James Kroner - 3	Wichita - 2	HB 213 - 1	Election Day - 2
Valinda Bolton - 8	San Antonio City Council - 2	Nenad Kostic - 3	Chicon Street - 2	House Bill	Moncrease - 2
Senfronia Thompson - 8	Wilke-Rodriguez - 2	David Chu - 3	Fort - 2	970 - 1	A House - 1
Garnet Coleman - 8	Democratic House - 2	Kevin Russo - 3	San - 2	House Bill	Hispanics - 1
David Simpson - 8	HPD - 2	Steven Slowik - 3	Newtown - 2	294 - 1	Democrats
Mark Homer - 7	CNN - 2	Doc " Anderson - 3	Dripping Springs - 2	HB 970 - 1	Dawnna Dukes - 1
Joe Deshotel - 7	Workers Defense Project - 2	Rick Noriega - 3	El Paso - 2	HB 296 - 1	Mexican
Abel Herrero - 6	Mando - 2	Thomas Bavedas - 3	Vail Pass - 1	SB 376 - 1	American - 1
Helen Giddings - 6	University of Connecticut - 2	Joseph Guerra - 3	Beaver Creek - 1	House Bill	State-level - 1
Ruth Jones McClendon - 6	TCEQ - 2	Robert Dulin - 3	Austin state	3810 - 1	Libertarian
Rene Oliveira - 6	Latino - 2	Rick Perry - 3	Representatives - 1	HB 2 - 1	Arthur - 1
Pete Gallego - 6	Talons Challenge - 1	George Rodriguez - 2	Austin-area state	House Bill	
Scott Hochberg - 6	Toyota - 1	Marilyn Jackson - 2	Representatives - 1	1053 - 1	
Ryan Guillen - 6	Texas House Farm-to-Table Caucus - 2	Laura Stromberg - 2	Chvez - 1	Senate Bill	

SEARCH RESULTS:
FOR "EDDIE RODRIGUEZ" FOUND:
362 ARTICLES FROM
6 DIFFERENT SOURCES AND
6226 ENTITIES DISCOVERED
[LOCATION: 882, PERSON: 2632, MISC: 411, ORGANIZATION: 1945, POLITICIAN:
269, BILL: 87]
OF WHICH 57 ARE CURRENTLY SHOWING

FILTER BY DATE:

FROM TO APPLY DATE FILTER

FILTER BY SOURCE:

☒ AUSTIN AUSTIN STATESMAN (133)
☒ DALLAS MORNING NEWS (22)
☒ HOUSTON CHRONICLE (136)
☒ NEW YORK TIMES (4)
☒ TEXAS OBSERVER (6)
☒ TEXAS TRIBUNE (60)

APPLY NEW SOURCE FILTER

Showing nodes with more than 20 associations and hiding full details.

Show More Nodes Show Less Nodes Show Full Details

Eddie Rodriguez extended view
generated from 362 articles
Before Filtering V: 6226 , E: 572965
& After Filtering V: 952 , E: 1869
25 communities detected [louvain]
threshold for edge weights: 15
modularity: 0.468147

COMMUNITIES AREA+/-

COMMUNITY 0 [24 nodes]
COMMUNITY 1 [52 nodes]
COMMUNITY 2 [415 nodes]
COMMUNITY 3 [20 nodes]
COMMUNITY 4 [7 nodes]
COMMUNITY 5 [23 nodes]
COMMUNITY 6 [24 nodes]
COMMUNITY 7 [53 nodes]
COMMUNITY 8 [11 nodes]
COMMUNITY 9 [22 nodes]
COMMUNITY 10 [20 nodes]
COMMUNITY 11 [58 nodes]
COMMUNITY 12 [11 nodes]
COMMUNITY 13 [32 nodes]
COMMUNITY 14 [9 nodes]
COMMUNITY 15 [73 nodes]
COMMUNITY 16 [11 nodes]
COMMUNITY 17 [15 nodes]
COMMUNITY 18 [19 nodes]
COMMUNITY 19 [4 nodes]
COMMUNITY 20 [12 nodes]
COMMUNITY 21 [16 nodes]
COMMUNITY 22 [9 nodes]
COMMUNITY 23 [10 nodes]
COMMUNITY 24 [2 nodes]

STATS AREA

COMMUNITY ANALYSIS
ARTICLE APPEARANCES+/-
CLUSTERING COEFFICIENT+/-
DEGREE CENTRALITY+/-
NODE STRENGTH+/-
PAGE RANK+/-



Eddie Rodriguez (POL,DEM,district: 51, id951) - 86 edges

WEIGHT | COMMUNITY | NAME

Robert Dulin (W: 248.4, PER, id8)

AUSTIN (W: 205, LOC, id0)

urban (W: 114.3, MISC, id51) - 8 edges - 8 edges

- Springdale Farm (W: 2337.5, LOC, id85)

- East Austin (W: 144, LOC, id39)

- David Simpson (W: 18, POL, id20)

- Lois Kolkhorst (W: 15.2, POL, id24)

Austin Democrat (W: 114.3, MISC, id53) - 8 edges

Dawnna Dukes (W: 110.5, POL, id22) - 16 edges

Tesla (W: 89.6, ORG, id11)

Elliott Naishtat (W: 88.8, POL, id21)

Travis County (W: 88.4, MISC, id2)

Ciro Rodriguez (W: 80, PER, id164)

David Simpson (W: 72.8, POL, id20)

Milford Superior Court (W: 72.5, ORG, id29)

Farm to Table Caucus (W: 71, ORG, id171)

Tom Craddock (W: 69.4, POL, id5)

Mark Strama (W: 67.8, POL, id14)

Donna Howard (W: 50.7, POL, id25)

Lon Burnam (W: 47.4, POL, id32)

John Morales (W: 40, PER, id208)

Hugh Keefe (W: 39.9, PER, id27)

Kirk Watson (W: 39, POL, id16)

East Austin (W: 38.1, LOC, id39)

Priscilla Ledesma (W: 36.8, PER, id206)

Sharon Ledesma (W: 36.8, PER, id207)

Milford (W: 35.4, LOC, id12)

Senfronia Thompson (W: 33, POL, id56)

Lloyd Doggett (W: 31.2, POL, id15)

Joseph Guerra (W: 31, PER, id137)

Lois Kolkhorst (W: 30, POL, id24)

Austin Democratic (W: 30, MISC, id270)

Joe Straus (W: 29.8, POL, id13)

Moncrease (W: 28.7, MISC, id231)

Valinda Bolton (W: 28.5, POL, id89)

Doc " Anderson (W: 28.5, PER, id161)

Joe Deshotel (W: 28.2, POL, id92)


Rick Perry (W: 27.9, PER, id1)

John Cronan (W: 26, PER, id157)

Bridgeport (W: 25.8, LOC, id18)

San Antonio (W: 24.8, LOC, id3)

SHOW NODES OF TYPE: POLITICIAN (REPUBLICAN | DEMOCRAT) | ORGANIZATION | PERSON | LOCATION | BILL | MISC | ALL



Other tools and conferences

Advanced visualization with Python tools

web-based Python tools supported by [Anaconda](#), including:

[Bokeh](#) (browser based viz tool)

[HoloViews](#) (wrapper to Bokeh for simplicity) and

[Datashader](#) (emphasis on big data)

HoloViews+Bokeh tutorial from JupyterCon [link](#)

R Shiny apps

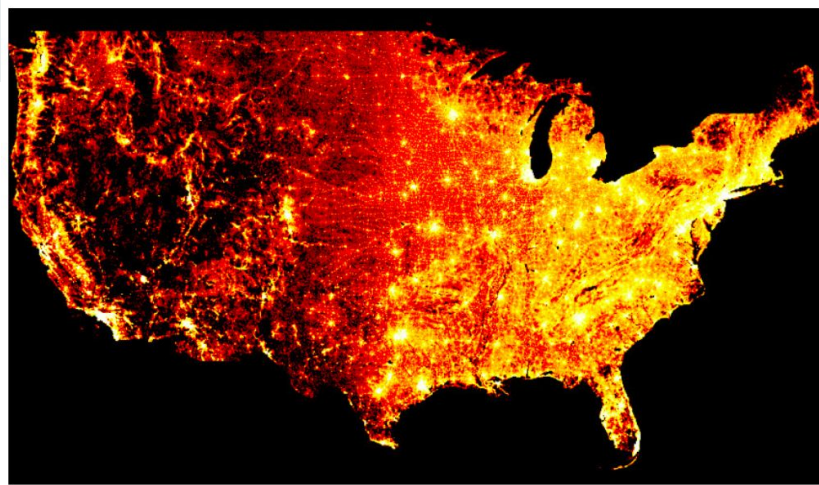
[Link](#): Similar to Bokeh in that it renders to web browsers.

None of the above use native Web formats (pros / cons)

Conferences / People:

- IEEE VIS conf [2020 link](#)
- Open Vis [2018 link](#)
- Visualized [videos link](#)
- D3 expert: <https://sxywu.com/>

With code like the above, you can plot 300 million points of data (one per person in the USA) from the 2010 census without any parameter tuning:



A Dashboard for Conference Tweets



An App to Visualize and Share My Dogs' Medical History



Living in the Lego World



A lyrical analysis of '69 Love Songs' by Magnetic Fields

Recap

D3 is not for quick EDA! For EDA, use summary stats, matplotlib, PCA /T-SNE, etc.



D3 is for web facing, interactivity and complete customization. Learning curve.

Bokeh gets you 80% of what you need right out of the box,
But the remaining 20% is painful, if doable.

R-shiny apps are similar to Bokeh with a little more functionality and community though its in the R eco-system and is tricky to host.

Datashader is better for “big data” (millions of points at once)

The trick with visualizing big data is aggregation and only loading what you need when you need it, and pre-caching expensive loads (websockets/queues for D3)